

# FIA GT3 European Championship

## Results Free Practice 1



Provisional

Nogaro, Length: 3636 m  
Air temperature: 17.3°C  
Track temperature: 24.0°C  
Weather condition: Dry

Friday 6.4.2012 13:30

started : 12      classified : 12      not classified : 0

	Drivers	Team	Car	Lap	Best Time	Gap	Diff	Kph	Day Time
1	16 M.Sourd/ <b>G.Guilvert</b>	Sainteloc Racing(FRA)	Audi R8 LMS	14	<b>1:27.823</b>			149.0	14:13:22
2	51 S.Gai/ <b>M.Lyons</b>	AF Corse(ITA)	Ferrari 458 Italia	5	<b>1:28.033</b>	0.210	0.210	148.7	13:56:05
3	1 D.Baumann/M.Buhk	Heico-Gravity-Charouz-Team(CZE)	Mercedes-Benz SLS AMG GT3	6	<b>1:28.110</b>	0.287	0.077	148.6	13:49:23
4	2 M.Vahamaki/ <b>M.Nilsson</b>	Heico-Gravity-Charouz-Team(CZE)	Mercedes-Benz SLS AMG GT3	6	<b>1:28.309</b>	0.486	0.199	148.2	13:49:44
5	50 <b>G.Ardagna Perez</b> /G.Ciro	AF Corse(ITA)	Ferrari 458 Italia	4	<b>1:28.618</b>	0.795	0.309	147.7	13:38:24
6	5 <b>M.Vyacheslav</b> /L.Kirill	Russian Bear Motorsport(RUS)	Ferrari 458 Italia	3	<b>1:29.092</b>	1.269	0.474	146.9	13:36:03
7	11 <b>F.Sladecka</b> /G.Tweraser	Rhino's Leipert Motorsport(DEU)	Lamborghini Gallardo LP600	8	<b>1:29.332</b>	1.509	0.240	146.5	13:43:33
8	14 C.Campanico/ <b>N.Amorim</b>	Team Novadrivier(PRT)	Audi R8 LMS	9	<b>1:29.372</b>	1.549	0.040	146.5	13:54:52
9	12 <b>G.Vannelet</b> /J.Laine	Rhino's Leipert Motorsport(DEU)	Lamborghini Gallardo LP600	9	<b>1:29.618</b>	1.795	0.246	146.1	13:50:09
10	15 J.Demay/ <b>D.Lunardi</b>	Sainteloc Racing(FRA)	Audi R8 LMS	8	<b>1:30.771</b>	2.948	1.153	144.2	14:03:33
11	4 <b>S.Ryabov</b> /M.Toril	Russian Bear Motorsport(RUS)	Ferrari 458 Italia	4	<b>1:30.847</b>	3.024	0.076	144.1	13:37:57
12	6 N.Freidina/T.Kimber Smith	Valmon Racing Team Russia(RUS)	Aston Martin DBRS9	4	<b>1:31.382</b>	3.559	0.535	143.2	13:42:18

Publications Time:

Race Director:

Time Keeping:

BLANCPAIN Timing

ver: 1.0

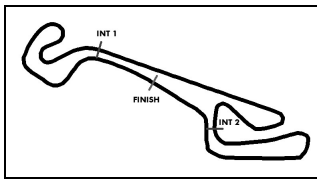
Page 1/ 1 printed: 6.4.2012 14:55











# FIA GT3 European Championship



## Lap analysis Free Practice 1

Provisional

Nogaro, Length: 3636 m  
 Air temperature: 17.3°C  
 Track temperature: 24.0°C  
 Weather condition: Dry

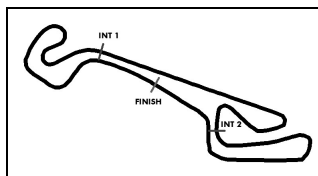
Friday 6.4.2012 13:30

Lap	Time	SE1	SP1	SE2	SP2	SE3	SP3	Lap	Time	SE1	SP1	SE2	SP2	SE3	SP3
5	1:29.727	32.760		27.519	126	29.448	205	25	3:54.819	2:55.631		29.460	122	29.728	203
6	1:29.744	32.824		27.491	130	29.429	203	26	1:29.947	32.814		27.798	124	29.335	205
7	1:29.906	32.733		27.670	129	29.503	202	27	1:36.344	36.330		28.954	119	31.060	204
8	1:45.579	36.478		33.692	114	35.409		28	1:29.691	32.784		27.437	129	29.470	<b>206</b>
9	3:40.797	2:32.088		32.116	99	36.593	197	29	1:39.380	35.130		28.695	118	35.555	
10	1:32.056	33.581		28.288	124	30.187	198	30	8:13.057	7:13.449		29.366	118	30.242	205
11	1:30.433	32.864		27.513	127	30.056	198	31	1:30.168	32.670		27.864	128	29.634	204
12	1:30.714	32.862		27.675	131	30.177	200	32	1:31.159	32.952		28.130	125	30.077	200
13	1:30.192	32.854		27.608	126	29.730	203	33	1:30.518	32.869		27.788	123	29.861	203
14	1:30.068	32.714		27.612	130	29.742	202	34	1:30.131	32.876		27.627	125	29.628	204
15	1:37.529	32.671		28.355	119	36.503		35	1:39.155	35.646		29.566	114	33.943	
16	5:08.952	4:02.168		34.437	101	32.347	201	36	2:40.183	1:41.751		28.234	123	30.198	202
17	1:30.477	32.952		27.583	126	29.942	202	37	1:31.324	33.326		27.845	126	30.153	203
18	1:30.862	32.924		27.444	128	30.494	198	38	1:31.481	33.230		27.982	127	30.269	200
19	1:30.339	32.998		27.609	128	29.732	203	39	1:33.330	33.650		28.675	125	31.005	153
20	1:36.381	33.017		27.827	124	35.537									

**51** Stefano Gai, ITA/ Michael Lyons, GBR

**theoretical besttime: 1:27.660**

1	3:23.053	1:37.569		49.877	83	55.607		15	1:31.227	33.456		28.130	127	29.641	<b>207</b>
2	18:17.238	17:14.197		32.472	92	30.569	198	16	1:29.776	32.887		27.302	129	29.587	204
3	1:28.841	32.386		27.353	<b>133</b>	29.102	206	17	1:34.675	32.793		27.455	122	34.427	
4	1:28.210	<b>31.901</b>		27.227	129	29.082	205	18	6:41.719	5:43.187		28.705	124	29.827	204
5	<b>1:28.033</b>	32.050		27.321	132	<b>28.662</b>	205	19	1:30.099	33.208		27.455	128	29.436	203
6	1:28.620	32.200		27.230	130	29.190	203	20	1:29.442	32.557		27.350	130	29.535	203
7	1:36.803	33.505		29.813	109	33.485		21	1:29.721	32.688		27.641	129	29.392	205
8	13:17.262	12:19.512		27.972	118	29.778	203	22	1:33.504	32.706		28.422	85	32.376	184
9	1:28.968	32.498		27.311	126	29.159	205	23	1:30.604	33.126		27.615	114	29.863	205
10	1:29.656	32.644		27.623	124	29.389	204	24	1:29.657	32.691		27.454	124	29.512	206
11	1:36.104	32.651		28.871	120	34.582		25	1:30.896	33.971		27.435	126	29.490	204
12	5:30.297	4:33.296		27.614	126	29.387	205	26	1:29.616	32.571		27.492	128	29.553	204
13	1:35.232	33.511		30.576	101	31.145	204	27	1:29.484	32.580		27.585	129	29.319	205
14	1:28.818	32.348		<b>27.097</b>	126	29.373	206	28	2:00.777	32.792		28.209	103	59.776	



# FIA GT3 European Championship

## Results Free Practice 2



Provisional

Nogaro, Length: 3636 m  
Air temperature: 14.3°C  
Track temperature: 18.1°C  
Weather condition: Dry

Friday 6.4.2012 17:10

started : 12      classified : 12      not classified : 0

	Drivers	Team	Car	Lap	Best Time	Gap	Diff	Kph	Day Time
1	16 M.Sourd/ <b>G.Guilvert</b>	Sainteloc Racing(FRA)	Audi R8 LMS	4	<b>1:28.330</b>			148.2	17:18:20
2	14 <b>C.Campanico</b> /N.Amorim	Team Novadriver(PRT)	Audi R8 LMS	26	<b>1:28.759</b>	0.429	0.429	147.5	18:11:07
3	15 J.Demay/ <b>D.Lunardi</b>	Sainteloc Racing(FRA)	Audi R8 LMS	31	<b>1:28.885</b>	0.555	0.126	147.3	18:25:14
4	11 <b>F.Sladecka</b> /G.Tweraser	Rhino's Leipter Motorsport(DEU)	Lamborghini Gallardo LP600	19	<b>1:29.300</b>	0.970	0.415	146.6	17:44:11
5	1 D.Baumann/ <b>M.Buhk</b>	Heico-Gravity-Charouz-Team(CZE)	Mercedes-Benz SLS AMG GT3	26	<b>1:29.361</b>	1.031	0.061	146.5	18:11:52
6	2 <b>M.Vahamaki</b> /M.Nilsson	Heico-Gravity-Charouz-Team(CZE)	Mercedes-Benz SLS AMG GT3	7	<b>1:29.582</b>	1.252	0.221	146.1	17:29:43
7	51 <b>S.Gai</b> /M.Lyons	AF Corse(ITA)	Ferrari 458 Italia	6	<b>1:29.896</b>	1.566	0.314	145.6	17:22:43
8	50 G.Ardagna Perez/ <b>G.Ciro</b>	AF Corse(ITA)	Ferrari 458 Italia	9	<b>1:30.286</b>	1.956	0.390	145.0	17:27:57
9	5 <b>M.Vyacheslav</b> /L.Kirill	Russian Bear Motorsport(RUS)	Ferrari 458 Italia	3	<b>1:30.608</b>	2.278	0.322	144.5	17:15:59
10	6 N.Freidina/T.Kimber Smith	Valmon Racing Team Russia(RUS)	Aston Martin DBRS9	3	<b>1:32.000</b>	3.670	1.392	142.3	17:18:17
11	4 S.Ryabov/ <b>M.Toril</b>	Russian Bear Motorsport(RUS)	Ferrari 458 Italia	33	<b>1:32.201</b>	3.871	0.201	142.0	18:16:57
12	G.Vannelet/J.Laine	Rhino's Leipter Motorsport(DEU)	Lamborghini Gallardo LP600	0					

Publications Time:

Race Director:

Time Keeping:

BLANCPAIN Timing

ver: 1.0

Page 1/ 1 printed: 6.4.2012 18:39

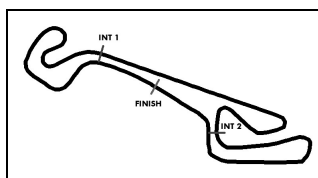












# FIA GT3 European Championship



## Lap analysis Free Practice 2

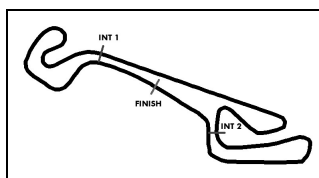
Provisional

Nogaro, Length: 3636 m  
 Air temperature: 14.3°C  
 Track temperature: 18.1°C  
 Weather condition: Dry

Friday 6.4.2012 17:10

Lap	Time	SE1	SP1	SE2	SP2	SE3	SP3	Lap	Time	SE1	SP1	SE2	SP2	SE3	SP3
<b>50</b> Gaetano Ardagna Perez, VEN/ Giuseppe Ciro, ITA								<b>theoretical besttime: 1:30.117</b>							
1	3:09.356	2:00.320		35.717	102	33.319	190	15	2:59.723	1:52.504		36.047	107	31.172	197
2	1:36.598	35.078		29.804	118	31.716	198	16	1:32.211	33.678		27.957	124	30.576	195
3	1:41.725	34.941		35.771	109	31.013	198	17	1:31.955	33.513		28.070	124	30.372	200
4	1:30.370	<b>32.901</b>		27.814	128	<b>29.655</b>	203	18	1:32.379	33.727		28.095	124	30.557	197
5	1:35.167	34.665		30.085	124	30.417	202	19	1:43.057	33.853		31.190	106	38.014	
6	1:30.464	33.015		27.755	126	29.694	<b>204</b>	20	8:20.456	7:14.887		32.625	108	32.944	172
7	1:44.463	34.831		31.137	106	38.495		21	1:47.061	38.557		35.203	100	33.301	195
8	3:38.076	2:31.129		36.008	94	30.939	200	22	1:34.391	34.309		29.163	123	30.919	197
9	<b>1:30.286</b>	32.984		<b>27.561</b>	126	29.741	201	23	1:33.366	33.955		28.458	122	30.953	196
10	1:30.553	33.038		27.651	129	29.864	199	24	1:47.997	37.897		37.391	100	32.709	196
11	1:34.450	33.440		28.764	96	32.246	202	25	1:35.549	34.857		28.899	119	31.793	187
12	1:30.887	33.248		27.818	128	29.821	202	26	1:57.818	38.727		35.657	99	43.434	
13	1:30.772	33.134		27.850	<b>130</b>	29.788	201	27	3:46.012	2:35.366		32.488	106	38.158	
14	1:42.612	33.865		28.190	122	40.557									

Lap	Time	SE1	SP1	SE2	SP2	SE3	SP3	Lap	Time	SE1	SP1	SE2	SP2	SE3	SP3
<b>51</b> Stefano Gai, ITA/ Michael Lyons, GBR								<b>theoretical besttime: 1:29.852</b>							
1	2:23.105	1:15.596		33.947	115	33.562	185	19	1:45.059	32.865		27.627	127	44.567	158
2	1:33.537	35.114		27.969	123	30.454	198	20	1:33.474	35.211		27.872	121	30.391	203
3	1:35.377	33.846		28.064	125	33.467		21	1:31.015	33.318		27.747	127	29.950	202
4	4:09.299	3:11.324		28.041	121	29.934	200	22	1:30.391	32.959		27.666	126	29.766	202
5	1:31.149	32.757		27.589	128	30.803	201	23	1:30.805	33.032		27.846	<b>128</b>	29.927	202
6	<b>1:29.896</b>	<b>32.734</b>		<b>27.450</b>	124	29.712	<b>204</b>	24	1:32.608	32.976		27.678	126	31.954	186
7	1:30.352	32.935		27.588	126	29.829	201	25	1:30.881	33.522		27.553	123	29.806	203
8	1:30.636	33.067		27.784	122	29.785	203	26	1:30.333	32.895		27.636	126	29.802	199
9	1:30.486	32.961		27.794	124	29.731	204	27	1:30.720	33.014		27.730	127	29.976	203
10	1:31.682	33.010		28.581	121	30.091	201	28	1:31.878	32.923		28.118	92	30.837	202
11	1:31.974	33.988		27.977	120	30.009	203	29	1:34.145	33.117		27.698	124	33.330	
12	1:31.714	33.293		28.239	121	30.182	202	30	2:39.794	1:36.163		28.468	111	35.163	
13	1:31.238	33.198		28.046	121	29.994	201	31	4:28.985	3:25.982		28.561	118	34.442	
14	1:31.370	33.397		28.071	120	29.902	203	32	2:29.248	1:31.042		28.110	128	30.096	201
15	1:37.316	34.176		27.981	116	35.159		33	1:31.288	33.204		27.706	113	30.378	202
16	2:49.288	1:47.842		28.446	111	33.000		34	1:33.839	33.048		27.829	125	32.962	
17	2:45.470	1:47.407		27.860	128	30.203	195	35	2:35.977	1:32.979		28.972	115	34.026	
18	1:30.749	33.286		27.795	123	<b>29.668</b>	201								



# FIA GT3 European Championship

## Results Qualifying 1



Official

Nogaro, Length: 3636 m  
Air temperature: 13.8°C  
Track temperature: 18.4°C  
Weather condition: Dry

Saturday 7.4.2012 14:15

started : 12      classified : 12      not classified : 0

	Drivers	Team	Car	Lap	Best Time	Gap	Diff	Kph	Day Time
1	1 M.Buhk/D.Baumann	Heico-Gravity-Charouz-Team(CZE)	Mercedes-Benz SLS AMG GT3	7	<b>1:27.293</b>			150.0	14:26:39
2	16 M.Sourd/G.Guilvert	Sainteloc Racing(FRA)	Audi R8 LMS	8	<b>1:28.046</b>	0.753	0.753	148.7	14:30:06
3	51 M.Lyons/S.Gai	AF Corse(ITA)	Ferrari 458 Italia	6	<b>1:28.149</b>	0.856	0.103	148.5	14:24:34
4	2 M.Nilsson/M.Vahamaki	Heico-Gravity-Charouz-Team(CZE)	Mercedes-Benz SLS AMG GT3	7	<b>1:28.398</b>	1.105	0.249	148.1	14:27:20
5	15 J.Demay/D.Lunardi	Sainteloc Racing(FRA)	Audi R8 LMS	12	<b>1:28.466</b>	1.173	0.068	148.0	14:35:10
6	11 F.Sladecka/G.Tweraser	Rhino's Leipert Motorsport(DEU)	Lamborghini Gallardo LP600	5	<b>1:28.476</b>	1.183	0.010	147.9	14:24:11
7	12 G.Vannelet/J.Laine	Rhino's Leipert Motorsport(DEU)	Lamborghini Gallardo LP600	5	<b>1:28.645</b>	1.352	0.169	147.7	14:23:24
8	50 G.Ardagna Perez/G.Ciro	AF Corse(ITA)	Ferrari 458 Italia	4	<b>1:28.675</b>	1.382	0.030	147.6	14:21:33
9	14 N.Amorim/C.Campanico	Team Novadrivier(PRT)	Audi R8 LMS	8	<b>1:29.477</b>	2.184	0.802	146.3	14:28:16
10	4 M.Toril/S.Ryabov	Russian Bear Motorsport(RUS)	Ferrari 458 Italia	6	<b>1:30.070</b>	2.777	0.593	145.3	14:25:59
11	5 V.Maleev/K.Ladygin	Russian Bear Motorsport(RUS)	Ferrari 458 Italia	7	<b>1:31.657</b>	4.364	1.587	142.8	14:29:36
12	6 N.Freidina/T.Kimber Smith	Valmon Racing Team Russia(RUS)	Aston Martin DBRS9	10	<b>1:44.694</b>	17.401	13.037	125.0	14:35:07

Qualifying Time: 1:53.480      Percent: 130%

Steward:

Steward:

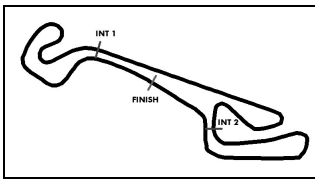
Steward:

BLANCPAIN Timing

ver: 2.0

Page 1/ 1 printed: 7.4.2012 16:37





# FIA GT3 European Championship



## Lap analysis Qualifying 1

Provisional

Nogaro, Length: 3636 m  
 Air temperature: 14.2°C  
 Track temperature: 20.8°C  
 Weather condition: Dry

Saturday 7.4.2012 14:15

Lap	Time	SE1	SP1	SE2	SP2	SE3	SP3	Lap	Time	SE1	SP1	SE2	SP2	SE3	SP3
<b>1</b>	Maximilian Buhk, DEU/ Dominik Baumann, AUT							<b>theoretical besttime: 1:27.237</b>							
1	2:42.763	1:37.115		32.991	111	32.657	191	5	1:27.427	31.625		27.097	<b>132</b>	28.705	205
2	1:35.832	35.376		29.685	103	30.771	202	6	1:27.496	31.581		<b>27.051</b>	125	28.864	205
3	1:31.204	32.614		29.070	122	29.520	204	7	<b>1:27.293</b>	<b>31.576</b>		27.107	127	<b>28.610</b>	<b>206</b>
4	1:27.739	31.860		27.103	130	28.776	205	8	1:46.090	35.401		30.519	123	40.170	

<b>2</b>	Max Nilsson, SWE/ Mika Vahamaki, FIN							<b>theoretical besttime: 1:28.211</b>							
1	3:19.535	2:11.617		33.418	97	34.500	190	5	1:30.739	32.528		28.920	120	29.291	<b>206</b>
2	1:35.009	35.270		29.176	109	30.563	203	6	1:28.569	32.266		27.217	<b>130</b>	29.086	204
3	1:29.466	32.840		27.418	129	29.208	205	7	<b>1:28.398</b>	<b>32.033</b>		27.380	115	<b>28.985</b>	205
4	1:28.588	32.366		<b>27.193</b>	125	29.029	205	8	1:35.126	32.811		27.682	124	34.633	

<b>4</b>	Miguel Toril, ESP/ Sergey Ryabov, RUS							<b>theoretical besttime: 1:29.969</b>							
1	3:10.944	1:56.320		37.311	100	37.313	166	5	1:30.754	32.976		27.531	126	30.247	205
2	1:45.289	39.414		33.214	104	32.661	203	6	<b>1:30.070</b>	<b>32.960</b>		27.545	<b>128</b>	29.565	206
3	1:31.884	34.137		27.854	123	29.893	207	7	1:30.274	33.127		<b>27.467</b>	121	29.680	207
4	1:30.205	33.181		27.482	124	<b>29.542</b>	<b>207</b>	8	1:40.237	33.061		28.606	110	38.570	

<b>5</b>	Vyacheslav Maleev, RUS/ Kirill Ladygin, RUS							<b>theoretical besttime: 1:31.443</b>							
1	2:47.779	1:40.349		33.395	93	34.035	195	5	1:31.963	33.720		28.317	105	<b>29.926</b>	<b>205</b>
2	1:36.595	35.728		28.844	103	32.023	201	6	1:32.417	33.818		28.168	104	30.431	196
3	2:01.283	50.426		32.364	103	38.493		7	<b>1:31.657</b>	<b>33.432</b>		<b>28.085</b>	107	30.140	203
4	3:34.882	2:35.117		28.918	110	30.847	201	8	1:41.712	33.693		30.860	<b>112</b>	37.159	

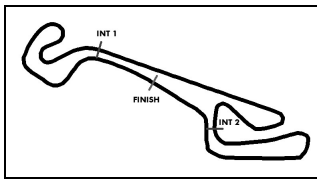
<b>6</b>	Natalia Freidina, RUS/ Thomas Kimber Smith, GBR							<b>theoretical besttime: 1:43.909</b>							
1	4:02.397	2:00.595		47.200	69	1:14.602	83	7	1:46.586	39.521		32.012	97	35.053	191
2	1:55.098	45.987		33.323	100	35.788	187	8	1:45.744	38.840		31.255	102	35.649	186
3	1:47.651	39.463		32.079	94	36.109	188	9	1:45.528	39.226		31.264	<b>103</b>	35.038	188
4	1:45.792	<b>38.647</b>		31.866	95	35.279	<b>192</b>	10	<b>1:44.694</b>	38.985		<b>30.585</b>	99	35.124	188
5	1:48.617	40.650		32.561	97	35.406	190	11	2:01.830	39.828		33.794	86	48.208	
6	1:45.293	39.070		31.546	98	<b>34.677</b>	190								

<b>11</b>	Filip Sladicka, SVK/ Gerhard Tweraser, AUT							<b>theoretical besttime: 1:28.044</b>							
1	3:08.409	1:59.574		35.253	90	33.582	191	6	1:28.485	32.010		27.592	128	28.883	204
2	1:34.440	35.054		29.312	105	30.074	197	7	1:34.109	32.132		<b>27.232</b>	127	34.745	
3	1:30.391	33.257		27.899	116	29.235	199	8	5:20.417	4:23.055		28.153	126	29.209	203
4	1:29.424	32.305		27.736	126	29.383	203	9	1:29.017	32.385		27.616	<b>128</b>	29.016	203
5	<b>1:28.476</b>	<b>31.969</b>		27.664	126	<b>28.843</b>	<b>204</b>	10	1:34.698	32.237		27.508	121	34.953	

<b>12</b>	Gilles Vannelet, FRA/ Jesse Laine, FIN							<b>theoretical besttime: 1:28.569</b>							
1	2:18.001	1:08.651		34.557	103	34.793	187	5	<b>1:28.645</b>	32.086		<b>27.542</b>	122	<b>29.017</b>	<b>204</b>
2	1:37.415	36.486		29.483	112	31.446	187	6	1:45.356	33.519		33.660	108	38.177	
3	1:31.261	33.741		28.200	129	29.320	200	7	3:59.056	2:48.933		33.047	90	37.076	204
4	1:29.346	32.474		27.648	<b>131</b>	29.224	200	8	1:38.121	<b>32.010</b>		27.728	126	38.383	

<b>14</b>	Ni Amorim, PRT/ Cesar Campanico, PRT							<b>theoretical besttime: 1:29.457</b>							
1	2:16.734	1:14.543		30.096	114	32.095	197	6	1:29.934	32.914		27.549	<b>130</b>	29.471	203
2	1:31.869	33.829		28.042	122	29.998	201	7	1:43.097	36.649		34.514	113	31.934	204
3	1:30.313	32.810		27.691	124	29.812	203	8	<b>1:29.477</b>	32.675		<b>27.453</b>	128	29.349	204
4	1:29.935	32.978		27.626	127	<b>29.331</b>	<b>204</b>	9	2:00.169	39.627		38.291	102	42.251	
5	1:44.798	<b>32.673</b>		31.314	97	40.811	203								

<b>15</b>	Jerome Demay, FRA/ Dino Lunardi, FRA							<b>theoretical besttime: 1:28.327</b>							
1	1:57.698	49.313		33.109	106	35.276	172	8	1:34.901	32.801		27.737	128	34.363	
2	1:39.315	37.842		29.918	117	31.555	195	9	2:55.229	1:57.934		27.582	<b>133</b>	29.713	202
3	1:33.509	33.651		28.158	110	31.700	203	10	1:29.929	32.042		27.196	132	30.691	203
4	1:29.789	32.777		27.451	126	29.561	203	11	1:28.808	32.081		27.362	130	<b>29.365</b>	204
5	1:29.200	32.458		27.345	128	29.397	204	12	<b>1:28.466</b>	<b>31.949</b>		<b>27.013</b>	131	29.504	<b>204</b>
6	1:29.240	32.244		27.616	127	29.380	203	13	1:44.575	37.613		29.844	111	37.118	
7	1:34.512	32.662		29.650	101	32.200	<b>204</b>								



# FIA GT3 European Championship

## Lap analysis Qualifying 1

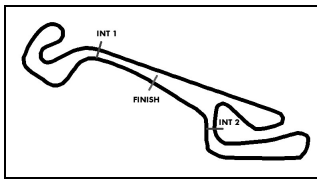


Provisional

Nogaro, Length: 3636 m  
 Air temperature: 14.2°C  
 Track temperature: 20.8°C  
 Weather condition: Dry

Saturday 7.4.2012 14:15

Lap	Time	SE1	SP1	SE2	SP2	SE3	SP3	Lap	Time	SE1	SP1	SE2	SP2	SE3	SP3
<b>16</b> Marc Sourd, FRA/ Gregory Guilvert, FRA								<b>theoretical besttime: 1:28.004</b>							
1	1:58.946	52.848		32.229	103	33.869	188	7	1:28.809	32.302		<b>27.374</b>	125	29.133	204
2	1:39.627	38.175		30.302	116	31.150	197	8	<b>1:28.046</b>	<b>31.855</b>		27.416	124	<b>28.775</b>	204
3	1:33.297	33.044		27.831	117	32.422	203	9	1:29.163	32.089		27.403	123	29.671	200
4	1:28.992	32.291		27.549	<b>126</b>	29.152	<b>204</b>	10	1:29.343	32.573		27.502	119	29.268	203
5	1:49.099	44.507		30.874	117	33.718		11	1:34.856	32.170		27.447	122	35.239	
6	3:39.857	2:38.882		28.530	109	32.445	198								
<b>50</b> Gaetano Ardagna Perez, VEN/ Giuseppe Ciro, ITA								<b>theoretical besttime: 1:28.437</b>							
1	1:53.517	48.713		31.754	93	33.050	195	5	1:28.937	32.546		27.198	133	<b>29.193</b>	207
2	1:37.820	34.621		27.687	128	35.512	127	6	1:28.940	<b>32.321</b>		27.346	129	29.273	<b>208</b>
3	1:33.450	35.724		27.548	130	30.178	207	7	1:57.072	42.455		36.168	100	38.449	
4	<b>1:28.675</b>	32.338		<b>26.923</b>	<b>133</b>	29.414	207								
<b>51</b> Michael Lyons, GBR/ Stefano Gai, ITA								<b>theoretical besttime: 1:28.028</b>							
1	1:56.584	48.251		33.379	105	34.954	182	5	1:28.306	32.102		27.209	<b>133</b>	<b>28.995</b>	206
2	1:38.304	38.094		30.018	110	30.192	201	6	<b>1:28.149</b>	<b>32.040</b>		<b>26.993</b>	129	29.116	206
3	1:34.605	33.061		29.805	75	31.739	<b>206</b>	7	1:43.378	33.104		30.446	108	39.828	
4	1:28.240	32.061		27.027	131	29.152	205								



# FIA GT3 European Championship

## Results Qualifying 2



Official

Nogaro, Length: 3636 m  
Air temperature: 13.8°C  
Track temperature: 18.3°C  
Weather condition: Dry

Saturday 7.4.2012 14:45

started : 12      classified : 12      not classified : 0

	Drivers	Team	Car	Lap	Best Time	Gap	Diff	Kph	Day Time
1	16 M.Sourd/ <b>G.Guilvert</b>	Sainteloc Racing(FRA)	Audi R8 LMS	3	<b>1:26.602</b>			151.1	14:50:18
2	15 J.Demay/ <b>D.Lunardi</b>	Sainteloc Racing(FRA)	Audi R8 LMS	3	<b>1:27.379</b>	0.777	0.777	149.8	14:50:08
3	51 M.Lyons/ <b>S.Gai</b>	AF Corse(ITA)	Ferrari 458 Italia	3	<b>1:27.410</b>	0.808	0.031	149.7	14:51:13
4	50 G.Ardagna Perez/ <b>G.Ciro</b>	AF Corse(ITA)	Ferrari 458 Italia	4	<b>1:27.425</b>	0.823	0.015	149.7	14:51:28
5	1 M.Buhk/D.Baumann	Heico-Gravity-Charouz-Team(CZE)	Mercedes-Benz SLS AMG GT3	7	<b>1:27.556</b>	0.954	0.131	149.5	14:58:02
6	11 F.Sladecka/ <b>G.Tweraser</b>	Rhino's Leipert Motorsport(DEU)	Lamborghini Gallardo LP600	4	<b>1:27.559</b>	0.957	0.003	149.5	14:52:21
7	14 N.Amorim/ <b>C.Campanico</b>	Team Novadriver(PRT)	Audi R8 LMS	4	<b>1:27.694</b>	1.092	0.135	149.3	14:53:03
8	2 <b>M.Nilsson</b> /M.Vahamaki	Heico-Gravity-Charouz-Team(CZE)	Mercedes-Benz SLS AMG GT3	6	<b>1:28.225</b>	1.623	0.531	148.4	14:56:40
9	5 V.Maleev/ <b>K.Ladygin</b>	Russian Bear Motorsport(RUS)	Ferrari 458 Italia	3	<b>1:28.368</b>	1.766	0.143	148.1	14:51:34
10	12 G.Vannelet/ <b>J.Laine</b>	Rhino's Leipert Motorsport(DEU)	Lamborghini Gallardo LP600	9	<b>1:28.845</b>	2.243	0.477	147.3	15:00:35
11	4 M.Toril/ <b>S.Ryabov</b>	Russian Bear Motorsport(RUS)	Ferrari 458 Italia	4	<b>1:29.879</b>	3.277	1.034	145.6	14:52:02
12	6 N.Freidina/ <b>T.Kimber Smith</b>	Valmon Racing Team Russia(RUS)	Aston Martin DBRS9	4	<b>1:30.031</b>	3.429	0.152	145.4	14:52:20

Qualifying Time: 1:52.582      Percent: 130%

Steward:

Steward:

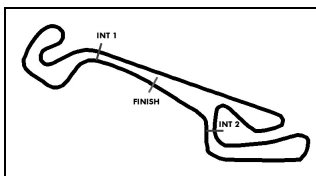
Steward:

BLANCPAIN Timing

ver: 2.0

Page 1/ 1 printed: 7.4.2012 16:37





# FIA GT3 European Championship

## Lap analysis Qualifying 2

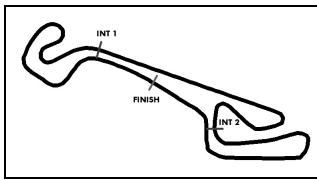


Provisional

Nogaro, Length: 3636 m  
Air temperature: 13.9°C  
Track temperature: 19.0°C  
Weather condition: Dry

Saturday 7.4.2012 14:45

Lap	Time	SE1	SP1	SE2	SP2	SE3	SP3	Lap	Time	SE1	SP1	SE2	SP2	SE3	SP3
<b>1</b> Maximilian Buhk, DEU/ Dominik Baumann, AUT								<b>theoretical besttime: 1:27.556</b>							
1	4:11.167	3:00.710		34.436	94	36.021	193	5	1:28.234	31.846		27.366	123	29.022	205
2	1:30.771	33.788		27.537	120	29.446	201	6	1:28.429	31.863		27.566	118	29.000	204
3	1:28.050	31.957		27.101	<b>127</b>	28.992	205	7	<b>1:27.556</b>	<b>31.741</b>		<b>27.080</b>	124	<b>28.735</b>	<b>205</b>
4	1:27.826	31.802		27.133	123	28.891	204	8	1:31.889	31.814		27.104	127	32.971	
<b>2</b> Max Nilsson, SWE/ Mika Vahamaki, FIN								<b>theoretical besttime: 1:27.890</b>							
1	4:15.776	3:13.855		30.309	118	31.612	183	6	<b>1:28.225</b>	<b>31.822</b>		27.456	128	28.947	204
2	1:31.284	33.980		27.832	124	29.472	202	7	1:28.279	31.961		<b>27.249</b>	127	29.069	203
3	1:28.319	32.180		27.320	127	<b>28.819</b>	202	8	1:28.299	32.109		27.351	<b>131</b>	28.839	<b>205</b>
4	1:28.655	32.123		27.525	128	29.007	204	9	4:29.563	31.990		30.460	79	3:27.113	
5	1:28.610	32.110		27.672	126	28.828	204								
<b>4</b> Miguel Toril, ESP/ Sergey Ryabov, RUS								<b>theoretical besttime: 1:29.879</b>							
1	2:28.559	1:24.300		31.984	107	32.275	195	4	<b>1:29.879</b>	<b>32.546</b>		<b>27.497</b>	122	<b>29.836</b>	<b>205</b>
2	1:33.217	34.727		28.090	114	30.400	202	5	1:30.714	33.179		27.583	<b>124</b>	29.952	203
3	1:31.030	33.299		27.637	121	30.094	203	6	1:41.423	33.121		31.667	77	36.635	
<b>5</b> Vyacheslav Maleev, RUS/ Kirill Ladygin, RUS								<b>theoretical besttime: 1:28.045</b>							
1	3:28.413	2:25.949		30.449	110	32.015	191	5	2:22.064	32.266		1:17.283	79	32.515	205
2	1:37.781	37.803		29.204	120	30.774	<b>206</b>	6	1:28.441	32.202		27.239	125	<b>29.000</b>	205
3	<b>1:28.368</b>	32.352		<b>26.910</b>	<b>130</b>	29.106	204	7	1:28.527	<b>32.135</b>		27.246	124	29.146	205
4	1:35.655	32.233		31.741	109	31.681	206	8	1:37.587	34.978		28.608	123	34.001	
<b>6</b> Natalia Freidina, RUS/ Thomas Kimber Smith, GBR								<b>theoretical besttime: 1:30.008</b>							
1	2:45.091	1:36.756		35.374	106	32.961	196	5	1:33.032	33.811		28.559	124	30.662	204
2	1:34.938	35.319		28.944	114	30.675	202	6	1:31.440	32.917		28.440	125	30.083	203
3	1:30.469	32.859		27.821	128	29.789	205	7	1:30.816	32.997		<b>27.739</b>	<b>130</b>	30.080	202
4	<b>1:30.031</b>	<b>32.735</b>		27.762	125	<b>29.534</b>	<b>205</b>	8	1:39.855	34.928		28.227	117	36.700	
<b>11</b> Filip Sladicka, SVK/ Gerhard Tweraser, AUT								<b>theoretical besttime: 1:27.559</b>							
1	2:55.815	1:55.526		29.577	112	30.712	198	6	1:28.440	32.040		27.528	127	28.872	204
2	1:30.326	33.263		27.785	123	29.278	201	7	1:33.520	32.015		27.678	120	33.827	
3	1:27.977	31.935		27.347	127	28.695	<b>207</b>	8	4:31.792	3:32.506		29.221	119	30.065	202
4	<b>1:27.559</b>	<b>31.834</b>		<b>27.051</b>	<b>133</b>	<b>28.674</b>	205	9	1:45.770	32.279		27.673	125	45.818	
5	1:28.135	32.062		27.237	127	28.836	205								
<b>12</b> Gilles Vannelet, FRA/ Jesse Laine, FIN								<b>theoretical besttime: 1:28.666</b>							
1	3:24.688	2:16.427		34.083	99	34.178	189	6	1:35.928	32.355		27.396	132	36.177	202
2	1:37.526	36.127		29.864	116	31.535	203	7	1:30.036	33.034		27.548	129	29.454	201
3	1:30.410	33.069		27.842	<b>134</b>	29.499	204	8	1:29.321	32.514		27.513	128	29.294	204
4	1:29.825	32.710		27.600	131	29.515	<b>204</b>	9	<b>1:28.845</b>	<b>32.287</b>		27.429	130	<b>29.129</b>	204
5	1:29.140	32.409		<b>27.250</b>	132	29.481	204	10	1:36.848	34.046		27.989	123	34.813	
<b>14</b> Ni Amorim, PRT/ Cesar Campanico, PRT								<b>theoretical besttime: 1:27.509</b>							
1	3:37.433	2:37.293		29.271	117	30.869	199	6	1:27.949	<b>31.680</b>		27.104	127	29.165	206
2	1:30.287	33.248		27.566	124	29.473	204	7	1:41.748	38.975		31.968	109	30.805	206
3	1:28.020	32.006		27.186	<b>127</b>	<b>28.828</b>	<b>207</b>	8	1:28.012	32.037		27.081	126	28.894	207
4	<b>1:27.694</b>	31.801		<b>27.001</b>	127	28.892	207	9	1:47.348	36.909		31.951	108	38.488	
5	1:34.210	35.388		29.107	119	29.715	206								
<b>15</b> Jerome Demay, FRA/ Dino Lunardi, FRA								<b>theoretical besttime: 1:27.319</b>							
1	2:09.318	1:02.619		32.852	92	33.847	188	6	3:11.320	2:14.951		27.467	<b>124</b>	28.902	204
2	1:31.599	34.254		27.999	115	29.346	204	7	1:27.515	<b>31.546</b>		27.082	123	28.887	205
3	<b>1:27.379</b>	31.606		<b>27.065</b>	123	<b>28.708</b>	<b>206</b>	8	1:27.736	31.618		27.269	122	28.849	205
4	1:32.632	33.268		29.957	114	29.407	206	9	1:32.952	31.719		27.428	123	33.805	
5	2:01.223	57.758		28.964	114	34.501									



# FIA GT3 European Championship

## Lap analysis Qualifying 2

Provisional

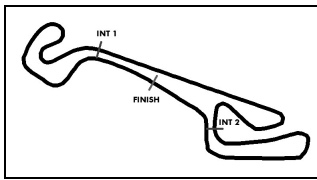


Nogaro, Length: 3636 m  
 Air temperature: 13.9°C  
 Track temperature: 19.0°C  
 Weather condition: Dry

Saturday 7.4.2012 14:45

Lap	Time	SE1	SP1	SE2	SP2	SE3	SP3	Lap	Time	SE1	SP1	SE2	SP2	SE3	SP3
<b>16</b> Marc Sourd, FRA/ Gregory Guilvert, FRA								<b>theoretical besttime: 1:26.568</b>							
1	2:23.881	1:22.197		31.579	109	30.105	203	4	1:26.789	<b>31.253</b>		27.024	127	28.512	204
2	1:28.275	32.198		27.359	121	28.718	205	5	1:26.893	31.356		<b>26.936</b>	<b>128</b>	28.601	203
3	<b>1:26.602</b>	31.261		26.962	124	<b>28.379</b>	<b>206</b>	6	1:37.998	32.181		31.540	117	34.277	
<b>50</b> Gaetano Ardagna Perez, VEN/ Giuseppe Ciro, ITA								<b>theoretical besttime: 1:27.425</b>							
1	2:03.800	58.879		31.903	103	33.018	199	5	1:28.784	31.900		26.891	131	29.993	139
2	1:29.302	32.956		27.200	129	29.146	202	6	1:55.197	43.265		38.954	103	32.978	<b>206</b>
3	1:28.154	32.251		27.028	127	28.875	203	7	1:28.126	31.866		27.103	130	29.157	205
4	<b>1:27.425</b>	<b>31.844</b>		<b>26.731</b>	<b>135</b>	<b>28.850</b>	205	8	1:55.567	37.182		36.269	57	42.116	
<b>51</b> Michael Lyons, GBR/ Stefano Gai, ITA								<b>theoretical besttime: 1:27.226</b>							
1	3:14.885	2:09.868		31.750	104	33.267	196	5	1:27.604	31.939		26.860	129	28.805	206
2	1:31.037	33.972		27.716	125	29.349	203	6	1:28.224	<b>31.667</b>		26.970	<b>130</b>	29.587	203
3	<b>1:27.410</b>	31.851		<b>26.781</b>	127	<b>28.778</b>	205	7	1:40.302	34.383		30.723	110	35.196	
4	1:29.665	32.239		27.796	121	29.630	<b>207</b>								





# FIA GT3 European Championship



## Start Grid Race 1

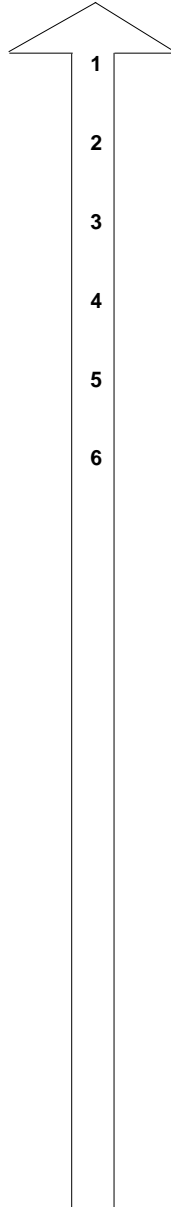
Official

Nogaro, Length: 3636 m  
Air temperature: 12.5°C  
Track temperature: 15.5°C  
Weather condition: Dry

Sunday 8.4.2012 16:35

### POLE POSITION

<b>1</b>	<b>Heico-Gravity-Charouz-Team</b> Maximilian Buhk/ Dominik Baumann	1:27.293
<b>51</b>	<b>AF Corse</b> Michael Lyons/ Stefano Gai	1:28.149
<b>15</b>	<b>Sainteloc Racing</b> Jerome Demay/ Dino Lunardi	1:28.466
<b>12</b>	<b>Rhino's Leipert Motorsport</b> Gilles Vannelet/ Jesse Laine	1:28.645
<b>14</b>	<b>Team Novadrivier</b> Ni Amorim/ Cesar Campanico	1:29.477
<b>5</b>	<b>Russian Bear Motorsport</b> Vyacheslav Maleev/ Kirill Ladygin	1:31.657

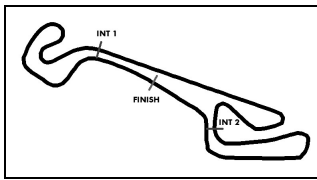


<b>16</b>	<b>Sainteloc Racing</b> Marc Sourd/ Gregory Guilvert	1:28.046
<b>2</b>	<b>Heico-Gravity-Charouz-Team</b> Max Nilsson/ Mika Vahamaki	1:28.398
<b>11</b>	<b>Rhino's Leipert Motorsport</b> Filip Sladicka/ Gerhard Tweraser	1:28.476
<b>50</b>	<b>AF Corse</b> Gaetano Ardagna Perez/ Giuseppe Ciro	1:28.675
<b>4</b>	<b>Russian Bear Motorsport</b> Miguel Toril/ Sergey Ryabov	1:30.070
<b>6</b>	<b>Valmon Racing Team Russia</b> Natalia Freidina/ Thomas Kimber Smith	1:44.694

Steward:

Steward:

Steward:



# FIA GT3 European Championship

## Results Race 1

Official



Nogaro, Length: 3636 m  
Air temperature: 14.4°C  
Track temperature: 17.5°C  
Weather condition: Wet

Sunday 8.4.2012 16:35

started : 11      classified : 11      not classified : 0

	Drivers	Team	Car	Laps	Total Time	Gap	Kph	Lap	Time	Kph
1	16 M.Sourd/ <b>G.Guilvert</b>	Sainteloc Racing(FRA)	Audi R8 LMS	35	<b>1:00:05.507</b>		127.1	25	1:39.866	131.1
2	51 <b>M.Lyons</b> /S.Gai	AF Corse(ITA)	Ferrari 458 Italia	35	<b>1:01:05.535</b>	1:00.028	125.0	4	1:41.608	128.8
3	1 M.Buhk/ <b>D.Baumann</b>	Heico-Gravity-Charouz-Team(CZE)	Mercedes-Benz SLS AMG GT3	35	<b>1:01:11.097</b>	1:05.590	124.8	35	1:37.026	134.9
4	12 G.Vannelet/ <b>J.Laine</b>	Rhino's Leipert Motorsport(DEU)	Lamborghini Gallardo LP600	35	<b>1:01:26.760</b>	1:21.253	124.3	35	1:36.174	136.1
5	15 J.Demay/ <b>D.Lunardi</b>	Sainteloc Racing(FRA)	Audi R8 LMS	35	<b>1:01:39.602</b>	1:34.095	123.8	35	1:36.230	136.0
6	2 M.Nilsson/ <b>M.Vahamaki</b>	Heico-Gravity-Charouz-Team(CZE)	Mercedes-Benz SLS AMG GT3	34	<b>1:00:06.735</b>	1 LAP	123.4	34	1:37.756	133.9
7	14 <b>N.Amorim</b> /C.Campanico	Team Novadriver(PRT)	Audi R8 LMS	34	<b>1:00:10.059</b>	1 LAP	123.3	34	1:37.682	134.0
8	4 M.Torii/ <b>S.Ryabov</b>	Russian Bear Motorsport(RUS)	Ferrari 458 Italia	34	<b>1:00:33.022</b>	1 LAP	122.5	33	1:42.860	127.3
9	5 V.Maleev/ <b>K.Ladygin</b>	Russian Bear Motorsport(RUS)	Ferrari 458 Italia	34	<b>1:01:20.779</b>	1 LAP	120.9	34	1:37.880	133.7
10	50 G.Ardagna Perez/ <b>G.Ciro</b>	AF Corse(ITA)	Ferrari 458 Italia	34	<b>1:01:29.130</b>	1 LAP	120.6	34	1:37.811	133.8
11	6 N.Freidina/ <b>T.Kimber Smith</b>	Valmon Racing Team Russia(RUS)	Aston Martin DBRS9	32	<b>1:01:38.991</b>	3LAPS	113.2	19	1:43.085	127.0

*Fastest lap of the race. Car 12 driver Laine on lap 35. Time 1:36.174, average speed 136.1 km/h.*

Following the stewards decision no. 10 - exclusion of the race for the car no. 11

Steward:

Steward:

Steward:

BLANCPAIN Timing

ver: 2.0

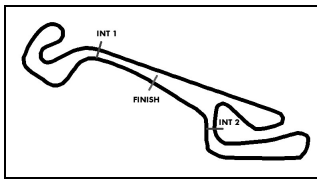
Page 1/ 1 printed: 8.4.2012 19:28











# FIA GT3 European Championship



## Lap analysis Race 1

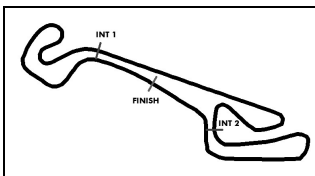
Provisional

Nogaro, Length: 3636 m  
 Air temperature: 14.4°C  
 Track temperature: 17.5°C  
 Weather condition: Dry

Sunday 8.4.2012 16:35

Lap	Time	SE1	SP1	SE2	SP2	SE3	SP3	Lap	Time	SE1	SP1	SE2	SP2	SE3	SP3
<b>50</b> Gaetano Ardagna Perez, VEN/ Giuseppe Ciro, ITA								<b>theoretical besttime: 1:37.811</b>							
1	1:50.245	42.613	142	32.276	101	35.356	186	19	1:51.632	41.080	133	33.120	106	37.432	183
2	1:43.565	37.969	150	31.203	105	34.393	189	20	1:53.235	40.516	140	34.349	86	38.370	185
3	1:42.416	37.873	156	30.673	104	33.870	191	21	1:51.262	40.796	144	33.517	98	36.949	186
4	1:42.056	37.474	159	30.600	109	33.982	192	22	1:48.929	39.978	143	32.588	103	36.363	189
5	1:42.344	37.565	158	30.889	106	33.890	192	23	1:49.783	40.027	139	32.841	103	36.915	188
6	1:41.725	37.258	<b>159</b>	30.762	105	33.705	<b>192</b>	24	1:47.911	40.001	142	31.717	101	36.193	183
7	1:41.548	37.380	158	30.367	112	33.801	190	25	1:46.897	39.407	141	31.894	102	35.596	189
8	1:41.696	37.247	158	30.302	108	34.147	188	26	1:45.721	38.820	142	31.533	105	35.368	180
9	1:42.602	37.793	157	30.554	106	34.255	189	27	1:44.771	38.742	145	31.067	105	34.962	189
10	1:41.878	37.376	156	30.228	110	34.274	190	28	1:43.187	37.687	146	31.001	107	34.499	186
11	1:42.368	37.604	152	30.909	108	33.855	189	29	1:42.978	37.610	147	30.527	111	34.841	185
12	1:42.248	37.530	155	30.409	103	34.309	191	30	1:41.856	37.047	152	30.349	113	34.460	191
13	1:42.493	37.659	156	30.736	106	34.098	190	31	1:41.521	37.038	145	30.544	110	33.939	190
14	1:42.123	37.490	156	30.762	109	33.871	191	32	1:40.011	36.649	149	29.654	114	33.708	192
15	2:05.572	37.760	155	30.775	104	57.037		33	1:41.174	37.018	152	29.668	111	34.488	192
16	3:24.059	2:09.123	120	35.886	96	39.050	172	34	<b>1:37.811</b>	<b>36.026</b>	149	<b>28.925</b>	<b>120</b>	<b>32.860</b>	191
17	1:54.874	42.980	138	33.792	101	38.102	180								
18	1:53.531	42.182	123	33.690	102	37.659	182								

Lap	Time	SE1	SP1	SE2	SP2	SE3	SP3	Lap	Time	SE1	SP1	SE2	SP2	SE3	SP3
<b>51</b> Michael Lyons, GBR/ Stefano Gai, ITA								<b>theoretical besttime: 1:40.848</b>							
1	1:48.403	41.568	147	31.955	97	34.880	191	19	1:46.619	38.227	155	30.808	106	37.584	
2	1:42.900	37.841	156	30.682	105	34.377	194	20	2:43.587	1:37.743	150	31.109	107	34.735	188
3	1:42.322	37.808	<b>159</b>	30.658	104	33.856	194	21	1:43.819	38.223	149	30.815	110	34.781	189
4	<b>1:41.608</b>	37.559	158	30.460	98	<b>33.589</b>	<b>195</b>	22	1:45.683	39.465	132	31.752	106	34.466	189
5	1:42.545	37.794	157	30.773	105	33.978	194	23	1:42.790	38.213	152	30.459	108	34.118	192
6	1:43.534	38.788	150	31.149	98	33.597	193	24	1:43.269	37.824	155	30.833	108	34.612	191
7	1:41.949	<b>37.328</b>	157	30.653	110	33.968	192	25	1:42.952	38.040	152	30.624	108	34.288	189
8	1:42.200	37.715	157	30.639	108	33.846	191	26	1:42.918	37.709	151	30.787	108	34.422	189
9	1:42.580	38.008	154	30.574	103	33.998	192	27	1:43.113	38.006	148	30.676	108	34.431	190
10	1:42.157	37.418	156	30.437	111	34.302	191	28	1:42.210	37.554	154	30.505	110	34.151	192
11	1:42.255	37.519	156	30.661	106	34.075	191	29	1:42.560	37.664	148	30.579	<b>112</b>	34.317	191
12	1:42.500	37.421	156	30.707	96	34.372	191	30	1:42.020	37.536	154	30.499	108	33.985	192
13	1:42.337	37.387	156	30.899	108	34.051	192	31	1:41.927	37.394	155	30.378	107	34.155	192
14	1:42.052	37.445	155	30.597	103	34.010	192	32	1:42.166	37.817	154	30.373	110	33.976	193
15	1:42.821	37.940	153	30.732	105	34.149	192	33	1:41.972	37.347	155	30.506	109	34.119	191
16	1:42.391	37.630	156	30.640	101	34.121	192	34	1:41.956	37.503	155	30.466	105	33.987	192
17	1:43.532	38.239	155	31.133	104	34.160	191	35	1:41.929	37.732	154	<b>29.931</b>	110	34.266	189
18	1:43.332	38.125	155	30.925	104	34.282	191								



# FIA GT3 European Championship

## Lap chart Race 1

Provisional

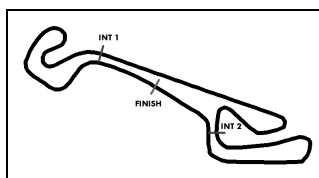


Nogaro, Length: 3636 m

Sunday 8.4.2012 16:35

POS	1	2	3	4	5	6	7	8	9	10	11	12	13
LAP 1	16	1	15	14	51	12	50	2	5	4	6		
LAP 2	16	1	15	14	51	12	50	2	5	4	6		
LAP 3	16	1	15	14	51	12	50	2	5	4	6		
LAP 4	16	1	15	14	51	12	50	2	5	4	6		
LAP 5	16	1	15	14	12	51	50	2	5	4	6		
LAP 6	16	1	15	14	12	51	50	2	5	4	6		
LAP 7	16	1	15	14	12	51	50	2	5	4	6'		
LAP 8	16	1	15	14	12	51	50	2	5	4	6'		
LAP 9	16	1	15	14	12	51	50	2	5	4	6'		
LAP 10	16	1	15	12	14	51	50	2	5	4	6'		
LAP 11	16	1	15	14	51	50	2	5	12	4	6'		
LAP 12	16	1	15	14	51	50	2	12	5	4	6'		
LAP 13	16	1	14	51	50	2	15	12	5	4	6'		
LAP 14	16	1	14	51	50	2	15	12	5	4	6'		
LAP 15	16	1	14	51	2	15	12	.50	4	5	.6'		
LAP 16	16	1	14	51	2	15	12	4	5	50'	6'		
LAP 17	16	1	14	51	2	12	.15	4	.5	50'	6'		
LAP 18	1	16	.14	51	2	12	4	15'	5'	50'	6'		
LAP 19	1	16	12	.51	.2	.4	14'	15'	5'	50'	6'		
LAP 20	.1	.16	.12	51	2	14	4	15	5'	50'	6'		
LAP 21	16	1	51	12	2	14	4	15	5'	50'	6'		
LAP 22	16	51	1	12	2	14	4	15	5'	50'	6'		
LAP 23	16	51	1	12	2	14	4	15	5'	50'	6'		
LAP 24	16	51	1	12	2	4	14	15	5'	50'	6'		
LAP 25	16	51	1	12	2	4	14	15'	5'	50'	6'		
LAP 26	16	51	1	12	2	4	14'	15'	5'	50'	6'		
LAP 27	16	51	1	12	2	4	14'	15'	5'	50'	6'		
LAP 28	16	51	1	12	2'	15	14'	4'	5'	50'	6'		
LAP 29	16	51	1	12	15'	2	14'	4'	5'	50'	6'		
LAP 30	16	51	1	12	15'	2	14'	4'	5'	50'	6'		
LAP 31	16	51	1	12	15'	2	14'	4'	5'	50'	6'		
LAP 32	16	51	1	12	15'	2	14'	4'	5'	50'	6'		
LAP 33	16	51	1	12	15'	2	14'	4'	5'	50'	.6'		
LAP 34	16	51	1	12	15	2	14'	4'	5'	50'			
LAP 35	16	51	1	12	15	2	14	.4	.5	.50			

. - PIT STOP ' - LAP BEHIND



# FIA GT3 European Championship

## Pit stops Race 1

Provisional

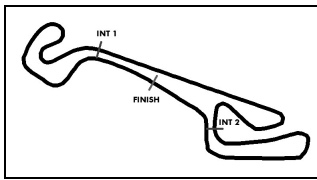


Nogaro, Length: 3636 m  
 Air temperature: 14.4°C  
 Track temperature: 17.5°C  
 Weather condition: Dry

Sunday 8.4.2012 16:35

Nr	Driver in	Day time in	Time in	Driver out	Day time out	Time out	Nett Time
50	Gaetano Ardagna Pere;	16:59:48	26:07.987		17:01:16	27:35.577	1:27.590
15	Jerome Demay	17:03:00	29:20.383	Dino Lunardi	17:04:22	30:41.742	1:21.359
5	Vyacheslav Maleev	17:03:30	29:49.470	Kirill Ladygin	17:05:06	31:26.020	1:36.550
6	Natalia Freidina	17:04:18	30:38.188	Thomas Kimber Smith	17:05:42	32:02.174	1:23.986
14	Ni Amorim	17:04:33	30:52.644	Ni Amorim	17:05:50	32:10.298	1:17.654
51	Michael Lyons	17:06:21	32:40.664	Stefano Gai	17:07:24	33:43.920	1:03.256
2	Max Nilsson	17:06:22	32:42.193	Mika Vahamaki	17:07:46	34:05.566	1:23.373
4	Sergey Ryabov	17:06:57	33:16.449	Sergey Ryabov	17:08:07	34:26.777	1:10.328
1	Maximilian Buhk	17:07:30	33:50.402	Maximilian Buhk	17:08:51	35:11.095	1:20.693
16	Marc Sourd	17:07:35	33:54.500	Gregory Guilvert	17:08:38	34:58.328	1:03.828
12	Gilles Vannelet	17:08:07	34:27.298	Gilles Vannelet	17:09:17	35:36.462	1:09.164
51	Stefano Gai	17:36:59	1:03:18.972				
4	Sergey Ryabov	17:37:02	1:03:21.967				
1	Dominik Baumann	17:37:07	1:03:26.649				
5	Kirill Ladygin	17:37:10	1:03:30.291				
12	Jesse Laine	17:37:13	1:03:33.210				
50	Giuseppe Ciro	17:37:16	1:03:35.722				
15	Dino Lunardi	17:37:26	1:03:46.006				
6	Thomas Kimber Smith	17:37:34	1:03:54.184				
2	Mika Vahamaki	17:37:37	1:03:56.559				
16	Gregory Guilvert	17:37:43	1:04:03.245				
14	Ni Amorim	17:37:47	1:04:07.394				





# FIA GT3 European Championship



## Start Grid Race 2

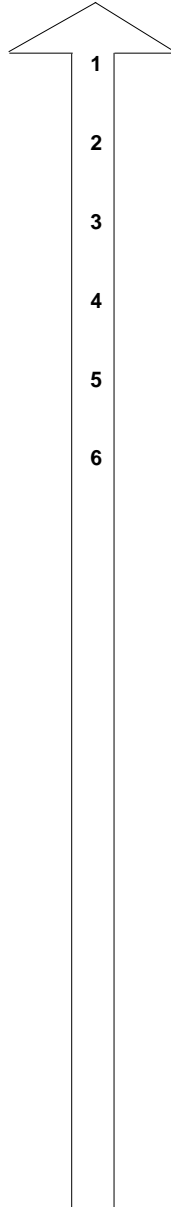
Official

Nogaro, Length: 3636 m  
Air temperature: 7.8°C  
Track temperature: 11.6°C  
Weather condition: Dry

Monday 9.4.2012 09:45

### POLE POSITION

<b>16 Sainteloc Racing</b> Marc Sourd/ Gregory Guilvert	1:26.602
<b>51 AF Corse</b> Michael Lyons/ Stefano Gai	1:27.410
<b>1 Heico-Gravity-Charouz-Team</b> Maximilian Buhk/ Dominik Baumann	1:27.556
<b>14 Team Novadrivier</b> Ni Amorim/ Cesar Campanico	1:27.694
<b>5 Russian Bear Motorsport</b> Vyacheslav Maleev/ Kirill Ladygin	1:28.368
<b>4 Russian Bear Motorsport</b> Miguel Toril/ Sergey Ryabov	1:29.879



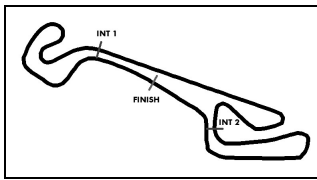
<b>15 Sainteloc Racing</b> Jerome Demay/ Dino Lunardi	1:27.379
<b>50 AF Corse</b> Gaetano Ardagna Perez/ Giuseppe Ciro	1:27.425
<b>11 Rhino's Leipert Motorsport</b> Filip Sladecka/ Gerhard Tweraser	1:27.559
<b>2 Heico-Gravity-Charouz-Team</b> Max Nilsson/ Mika Vahamaki	1:28.225
<b>12 Rhino's Leipert Motorsport</b> Gilles Vannelet/ Jesse Laine	1:28.845
<b>6 Valmon Racing Team Russia</b> Natalia Freidina/ Thomas Kimber Smith	1:30.031

Steward:

Steward:

Steward:





# FIA GT3 European Championship

## Results Race 2

Official



Nogaro, Length: 3636 m  
Air temperature: 16.3°C  
Track temperature: 21.1°C  
Weather condition: Dry

Monday 9.4.2012 09:45

started : 12      classified : 11      not classified : 1

	Drivers	Team	Car	Laps	Total Time	Gap	Kph	Lap	Time	Kph
1	1 M.Buhk/D.Baumann	Heico-Gravity-Charouz-Team(CZE)	Mercedes-Benz SLS AMG GT3	40	1:01:03.872		142.9	5	1:28.012	148.7
2	50 G.Ardagna Perez/G.Ciro	AF Corse(ITA)	Ferrari 458 Italia	40	1:01:38.044	34.172	141.6	4	1:27.924	148.9
3	51 M.Lyons/S.Gai	AF Corse(ITA)	Ferrari 458 Italia	40	1:01:38.257	34.385	141.6	4	1:27.975	148.8
4	16 M.Sourd/G.Guilvert	Sainteloc Racing(FRA)	Audi R8 LMS	40	1:01:42.346	38.474	141.4	5	1:27.342	149.9
5	2 M.Nilsson/M.Vahamaki	Heico-Gravity-Charouz-Team(CZE)	Mercedes-Benz SLS AMG GT3	40	1:01:43.389	39.517	141.4	5	1:27.892	148.9
6	15 J.Demay/D.Lunardi	Sainteloc Racing(FRA)	Audi R8 LMS	40	1:02:06.423	1:02.551	140.5	2	1:28.448	148.0
7	14 N.Amorim/C.Campanico	Team Novadrivier(PRT)	Audi R8 LMS	40	1:02:06.649	1:02.777	140.5	5	1:29.583	146.1
8	11 F.Sladecka/G.Tweraser	Rhino's Leipert Motorsport(DEU)	Lamborghini Gallardo LP600	40	1:02:11.350	1:07.478	140.3	4	1:30.074	145.3
9	12 G.Vannelet/J.Laine	Rhino's Leipert Motorsport(DEU)	Lamborghini Gallardo LP600	39	1:01:14.920	1 LAP	138.9	3	1:30.101	145.3
10	4 M.Toril/S.Ryabov	Russian Bear Motorsport(RUS)	Ferrari 458 Italia	39	1:01:36.774	1 LAP	138.1	6	1:30.463	144.7
11	6 N.Freidina/T.Kimber Smith	Valmon Racing Team Russia(RUS)	Aston Martin DBRS9	36	1:02:21.471	4LAPS	125.9	5	1:30.466	144.7
12	5 V.Maleev/K.Ladygin	Russian Bear Motorsport(RUS)	Ferrari 458 Italia	23	39:32.801	17LAPS	126.9	4	1:29.648	146.0

Fastest lap of the race. Car 16 driver Guilvert on lap 5. Time 1:27.342, average speed 149.9 km/h.

Steward:

Steward:

Steward:

BLANCPAIN Timing

ver: 2.0

Page 1/ 1 printed: 9.4.2012 12:12

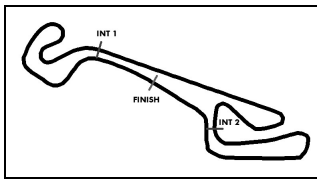












# FIA GT3 European Championship

## Lap analysis Race 2

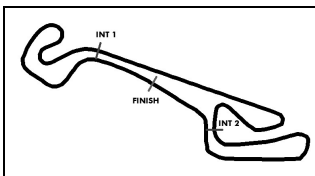
Provisional



Nogaro, Length: 3636 m  
 Air temperature: 11.4°C  
 Track temperature: 17.4°C  
 Weather condition: Dry

Monday 9.4.2012 09:45

Lap	Time	SE1	SP1	SE2	SP2	SE3	SP3	Lap	Time	SE1	SP1	SE2	SP2	SE3	SP3
8	1:29.382	32.415	163	27.487	127	29.480	204	29	1:31.051	33.735	165	27.769	128	29.547	205
9	1:29.779	32.763	161	27.593	123	29.423	205	30	1:30.046	32.756	165	27.586	129	29.704	205
10	1:29.909	32.854	162	27.476	123	29.579	204	31	1:30.380	32.867	165	27.823	126	29.690	205
11	1:30.077	32.876	162	27.474	124	29.727	204	32	1:30.198	32.896	165	27.646	128	29.656	206
12	1:30.102	32.940	162	27.634	121	29.528	204	33	1:30.606	33.280	165	27.616	129	29.710	206
13	1:30.349	32.970	161	27.469	125	29.910	201	34	1:30.077	32.856	164	27.605	129	29.616	207
14	1:30.474	33.165	162	27.551	121	29.758	204	35	1:30.034	32.964	164	27.573	129	29.497	207
15	1:30.476	33.007	162	27.714	122	29.755	204	36	1:29.865	32.837	164	27.617	128	29.411	<b>208</b>
16	1:31.159	33.095	162	28.014	117	30.050	202	37	1:31.077	32.800	<b>166</b>	28.079	121	30.198	206
17	1:33.937	33.332	162	27.681	120	32.924		38	1:30.670	33.099	164	27.821	126	29.750	204
18	2:40.531	1:42.780	163	28.154	129	29.597	205	39	1:30.372	33.149	164	27.539	125	29.684	206
19	1:30.373	32.787	164	28.091	126	29.495	205	40	1:31.421	33.082	164	28.025	119	30.314	206
20	1:29.922	32.615	164	27.624	128	29.683	205								
21	1:30.045	32.842	165	27.640	127	29.563	205								



# FIA GT3 European Championship

## Lap chart Race 2

Provisional



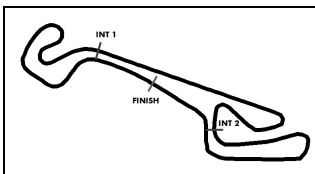
Nogaro, Length: 3636 m

Monday 9.4.2012 09:45

POS	1	2	3	4	5	6	7	8	9	10	11	12	13
LAP 1	15	16	1	50	11	51	2	14	12	6	4	5	
LAP 2	15	16	1	50	51	11	2	14	12	6	4	5'	
LAP 3	16	15	1	50	51	2	11	14	12	6	4	5'	
LAP 4	16	1	15	50	51	2	11	14	12	6	4	5'	
LAP 5	16	1	15	50	51	2	14	11	12	6	4	5'	
LAP 6	16	1	15	50	51	2	14	11	12	6	4	5'	
LAP 7	16	1	50	15	51	2	14	11	12	6	4	5'	
LAP 8	16	1	50	15	51	2	14	11	12	6	4	5'	
LAP 9	16	1	50	15	51	2	14	11	12	6	4	5'	
LAP 10	16	1	50	15	51	2	14	11	12	6	4	5'	
LAP 11	16	1	50	15	51	2	14	11	12	6	4	5'	
LAP 12	16	1	50	15	51	2	14	11	12	.6	4	5'	
LAP 13	16	1	50	15	51	2	14	11	12	4	6'	5'	
LAP 14	16	1	50	15	51	2	14	11	12	4	6'	5'	
LAP 15	16	1	50	15	51	2	14	11	12	4	6'	5'	
LAP 16	16	1	50	15	51	2	14	11	12	4	6'	5'	
LAP 17	16	1	50	15	2	.51	14	11	12	.4	6'	5'	
LAP 18	16	.1	15	50	2	14	11	.12	51'	6'	4'	.5'	
LAP 19	16	15	50	2	14	11	1	51'	12'	6'	4'	5'	
LAP 20	16	15	50	2	14	11	1	51'	12'	6'	4'	5'	
LAP 21	16	15	2	.50	14	.11	1	51'	12'	.6'	4'	5'	
LAP 22	16	15	.2	.14	1	50	51'	11'	12'	4'	6'	5'	
LAP 23	.16	.15	1	2	50	51	14	11	12	4	6'	5'	
LAP 24	1	15	16	2	50	51	14	11	12	4	6'		
LAP 25	1	15	16	2	50	51	14	11	12	4'	6'		
LAP 26	1	15	16	2	50	51	14	11	12	4'	6'		
LAP 27	1	16	2	.15	50	.51	14	11	12	4'	6'		
LAP 28	1	16	2	50	15	51	14	11	12	4'	6'		
LAP 29	1	16	2	50	51	15	14	11	12	4'	6'		
LAP 30	1	16	2	50	51	15	14	11	12	4'	6'		
LAP 31	1	16	2	50	51	15	14	11	12	4'	6'		
LAP 32	1	16	2	50	51	15	14	11	12	4'	6'		
LAP 33	1	16	50	2	51	15	14	11	12	4'	6'		
LAP 34	1	16	50	2	51	15	14	11	12'	4'	6'		
LAP 35	1	16	50	2	51	15	14	11	12'	4'	6'		
LAP 36	1	16	50	2	51	15	14	11	12'	4'	6'		
LAP 37	1	50	16	2	51	15	14	11	12'	4'	.6'		

. - PIT STOP ' - LAP BEHIND





# FIA GT3 European Championship

## Lap chart Race 2

Provisional

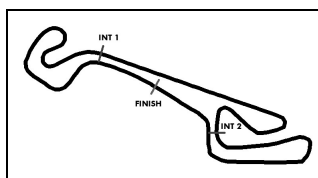


Nogaro, Length: 3636 m

Monday 9.4.2012 09:45

POS	1	2	3	4	5	6	7	8	9	10	11	12	13
LAP 38	1	50	51	16	2	15	14	11	12'	4'			
LAP 39	1	50	51	16	2	15	14	11	12'	4'			
LAP 40	1	50	51	16	2	15	14	11	.12	.4			

.. - PIT STOP ' - LAP BEHIND



# FIA GT3 European Championship

## Pit stops Race 2



Provisional

Amended  
9.4.2012 - 10:47

Nogaro, Length: 3636 m  
Air temperature: 11.4°C  
Track temperature: 17.4°C  
Weather condition: Dry

Monday 9.4.2012 09:45

Nr	Driver in	Day time in	Time in	Driver out	Day time out	Time out	Nett Time
6	Thomas Kimber Smith	10:01:21	18:29.436	Thomas Kimber Smith	10:02:29	19:36.539	1:07.103
51	Stefano Gai	10:08:28	25:35.607	Michael Lyons	10:09:40	26:47.561	1:11.954
4	Sergey Ryabov	10:09:20	26:28.259	Miguel Toril	10:10:23	27:30.873	1:02.614
1	Dominik Baumann	10:09:46	26:54.154	Maximilian Buhk	10:10:53	28:00.988	1:06.834
12	Jesse Laine	10:10:21	27:29.365	Jesse Laine	10:11:41	28:48.876	1:19.511
5	Kirill Ladygin	10:13:34	30:42.351	Vyacheslav Maleev	10:14:36	31:44.228	1:01.877
50	Giuseppe Ciro	10:14:27	31:35.305	Gaetano Ardagna Perez	10:15:33	32:41.336	1:06.031
11	Gerhard Tweraser	10:14:53	32:00.715	Gerhard Tweraser	10:15:56	33:03.703	1:02.988
2	Mika Vahamaki	10:15:59	33:07.288	Max Nilsson	10:17:01	34:08.646	1:01.358
14	Cesar Campanico	10:16:16	33:24.030	Ni Amorim	10:17:24	34:32.523	1:08.493
6	Thomas Kimber Smith	10:16:30	33:37.563	Natalia Freidina	10:17:53	35:01.508	1:23.945
16	Gregory Guilvert	10:17:07	34:14.888	Marc Sourd	10:18:25	35:33.534	1:18.646
15	Dino Lunardi	10:17:20	34:28.196	Jerome Demay	10:18:23	35:31.362	1:03.166
15	Jerome Demay	10:24:39	41:46.582	Jerome Demay	10:24:54	42:01.837	15.255
51	Michael Lyons	10:24:42	41:49.893	Michael Lyons	10:24:58	42:05.588	15.695
12	Jesse Laine	10:46:05	1:03:12.603				
1	Maximilian Buhk	10:46:16	1:03:23.641				
50	Gaetano Ardagna Perez	10:46:45	1:03:53.026				
51	Michael Lyons	10:46:48	1:03:56.268				
4	Miguel Toril	10:46:51	1:03:58.792				
16	Marc Sourd	10:46:54	1:04:01.949				
2	Max Nilsson	10:46:57	1:04:04.872				
15	Jerome Demay	10:47:00	1:04:07.786				
14	Ni Amorim	10:47:04	1:04:12.314				
11	Filip Sladicka	10:47:09	1:04:16.790				
6	Natalia Freidina	10:47:35	1:04:42.692				